

T H E B E A T I N G

H E A R T  O F

S T R A T F O R D

STRATFORD CENTRE



Perfectly positioned in the heart of East London, Stratford Centre offers unbeatable connectivity, constant footfall, and an established mix of national brands and independent traders. With over 60 retail units, a thriving market village, and a busy public thoroughfare, this is a centre that's always active and built for business.



c 19.5M

2024 ANNUAL FOOTFALL

410,000

Q1 2025 AVERAGE WEEKLY FOOTFALL



Stratford Shopping Centre is the go-to destination for convenience, drawing high footfall from local families and commuters seeking a one-stop shopping experience.

Excellent connectivity supports a vibrant community atmosphere, enhanced by diverse retail and F&B offerings that cater to a broad and growing customer base.

1 MINUTE WALK
TO STRATFORD STATION

8 MINUTE WALK
TO QUEEN ELIZABETH
OLYMPIC PARK



8 MINUTE WALK
TO WESTFIELD SHOPPING
CENTRE

20 MINUTE WALK
TO WEST HAM STADIUM

STRATFORD RANKS AS THE
7TH BUSIEST TFL LOCATION

STRATFORD STATION
AVERAGE WEEKLY TAPS
(2025): **1.1M**

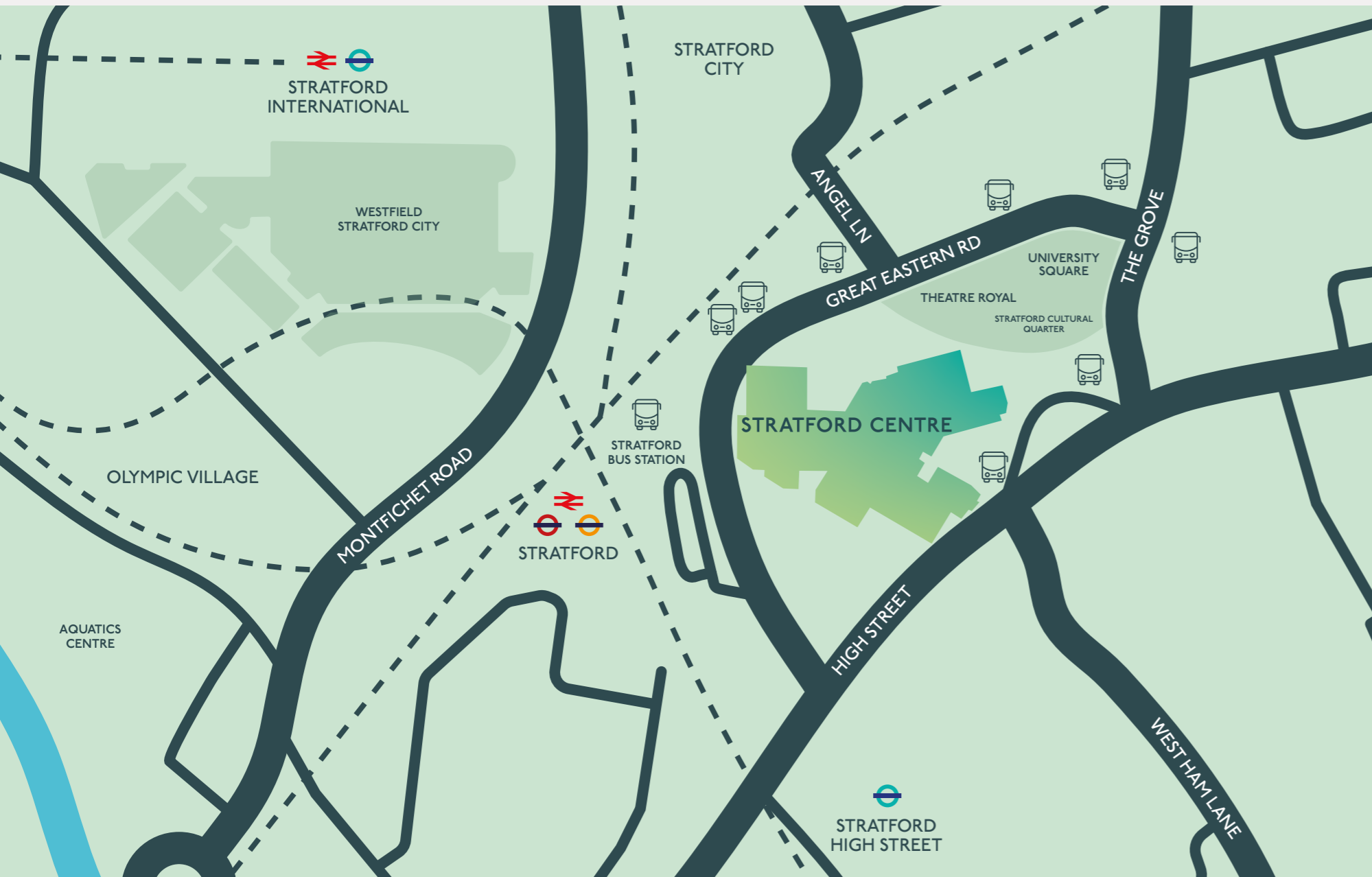
SERVED BY
10 RAIL AND TUBE LINES



STRATFORD STATION TOTAL
TAPS (2024): **56.6 MILLION**

STRATFORD IS **LONDON'S
BUSIEST BUST STATION**

**50,000 BUS STATION
USERS PER DAY**



VISITOR DEMOGRAPHIC GROUPS

LOYAL CUSTOMERS AVERAGE 83 VISITS PER YEAR COMPARED WITH THE NATIONAL BENCHMARK OF 74

11.3% CITY PROSPERITY

22.8% MUNICIPAL TENANTS

21% URBAN COHESION

24% RENTAL HUBS

c50,000 STUDENTS STUDYING THE SURROUNDING AREA, FROM UEA, BIRBECK, UCL

POPULATION

360,400

NEWHAM POPULATION IN 2022

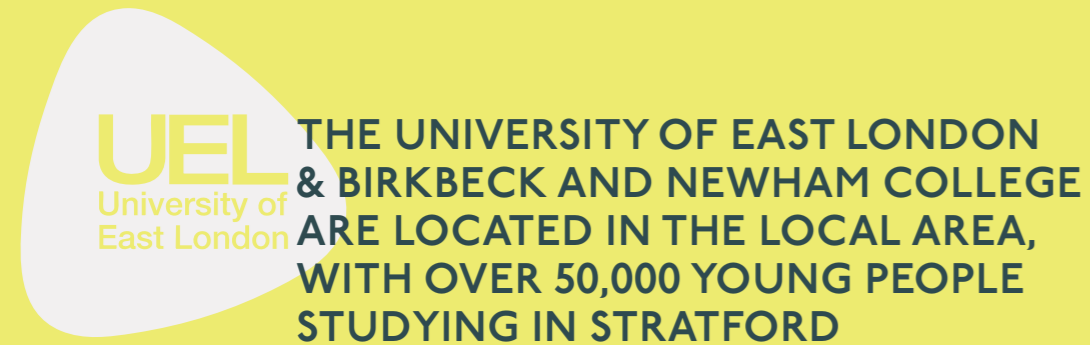

24.4% UNDER 18 YEARS OLD

67.8% 18 TO 64 YEARS OLD

7.9% 65 AND OLDER



- Primary Catchment
- Secondary Catchment



NEWHAM IS A DENSELY POPULATED BOROUGH IN THE EAST OF LONDON AND HAS A POPULATION OF

360,400

410,000

Q1 2025 AVERAGE WEEKLY FOOTFALL



Sainsbury's



Iceland



Holland & Barrett



HSBC

Poundland

GREGGS



STRATFORD TOWN CENTRE

CONTACT



Retail, Leisure and Food & Beverage

Philippe Micheal
philippe.micheal@gcw.co.uk
07855 437116

Callum Stephenson
callum.stephenson@gcw.co.uk
07386 952072



Retail and Leisure

Matilda Farmer
matildaf@lunson-mitchenall.co.uk
07955 239775

Neil Hockin
neilh@lunson-mitchenall.co.uk
07785 504799

Food and Beverage

Jacob Corren
jacobc@lunson-mitchenall.co.uk
07415 881279

**sovereign
centros**
FROM CBRE

Victoria Chantler
Victoria.chantler@cbre.com
07786 126409

Mark Stapleton
Mark.Stapleton@cbre.com
07786 918797

Simon Phipps
Simon.Phipps@cbre.com
07743 486285

Misrep: CBRE Limited on its behalf and for the Vendors or Lessors of this property whose Agents they are, give notice that: 1. These particulars are set out as a general outline only for guidance to intending Purchasers or Lessees, and do not constitute any part of an offer or contract. 2. Whilst CBRE Limited uses reasonable endeavours to ensure that the information in these particulars is materially correct, any intending Purchasers, Lessees or Third Parties should not rely on them as statements or representations of fact, but must satisfy themselves by inspection, searches, enquiries, surveys or otherwise as to their accuracy. CBRE Limited as such cannot be held responsible for any loss or damage including without limitation, indirect or consequential loss or damage, or any loss of profits resulting from direct or indirect actions based upon the content of these particulars. 3. No person in the employment of CBRE Limited has any authority to make any representation or warranty whatsoever in relation to this property. 4. Unless otherwise stated, all purchase prices and rents are correct at the date of publication and, unless otherwise stated, are quoted exclusive of VAT. Lease details and service ground rent (where applicable) are given as a guide only and should be checked and confirmed by your solicitor prior to exchange of contract. September 2025.
Produced by Design By Paradigm (Q111)

